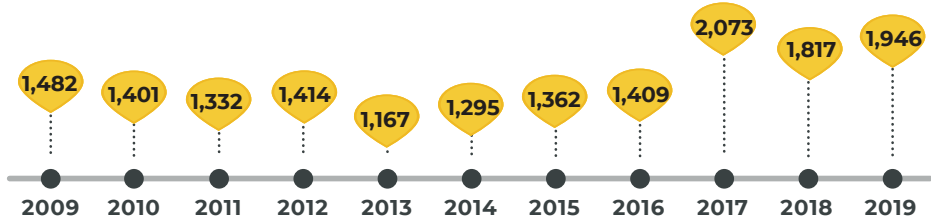


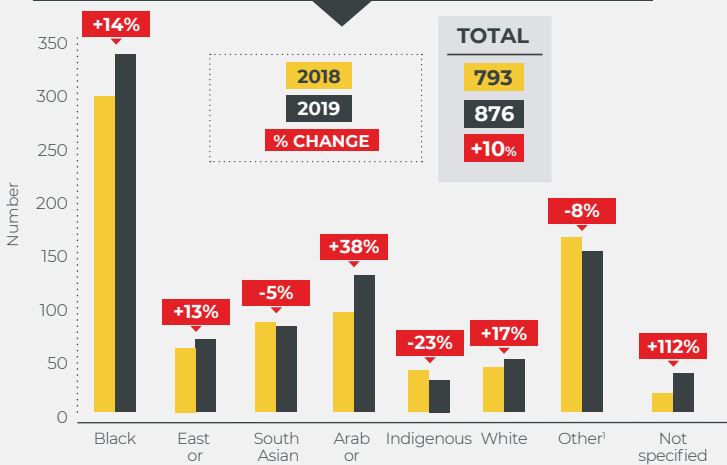
POLICE-REPORTED HATE CRIME IN CANADA, 2019



The number of police-reported hate crimes **increased 7% in 2019**. The increase was mostly due to more incidents targeting **race or ethnicity**, as well as **sexual orientation**.

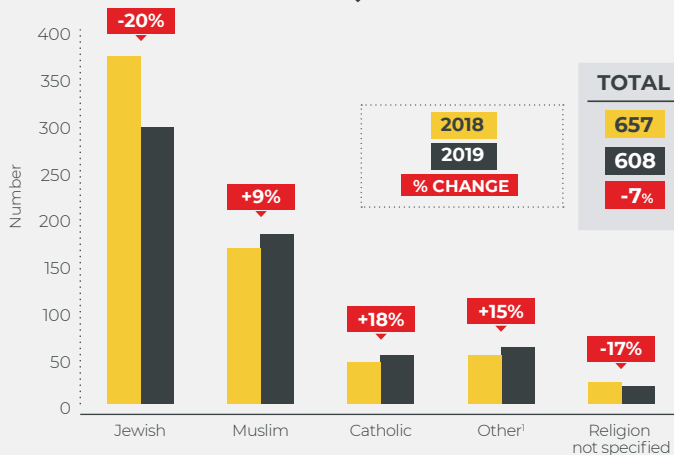


In 2019, **46%** of all police-reported hate crimes were motivated by **race or ethnicity**.



¹ Motivations based on race or ethnicity not otherwise stated and those which target more than one group.

In 2019, **32%** of hate crimes were motivated by **religion**.



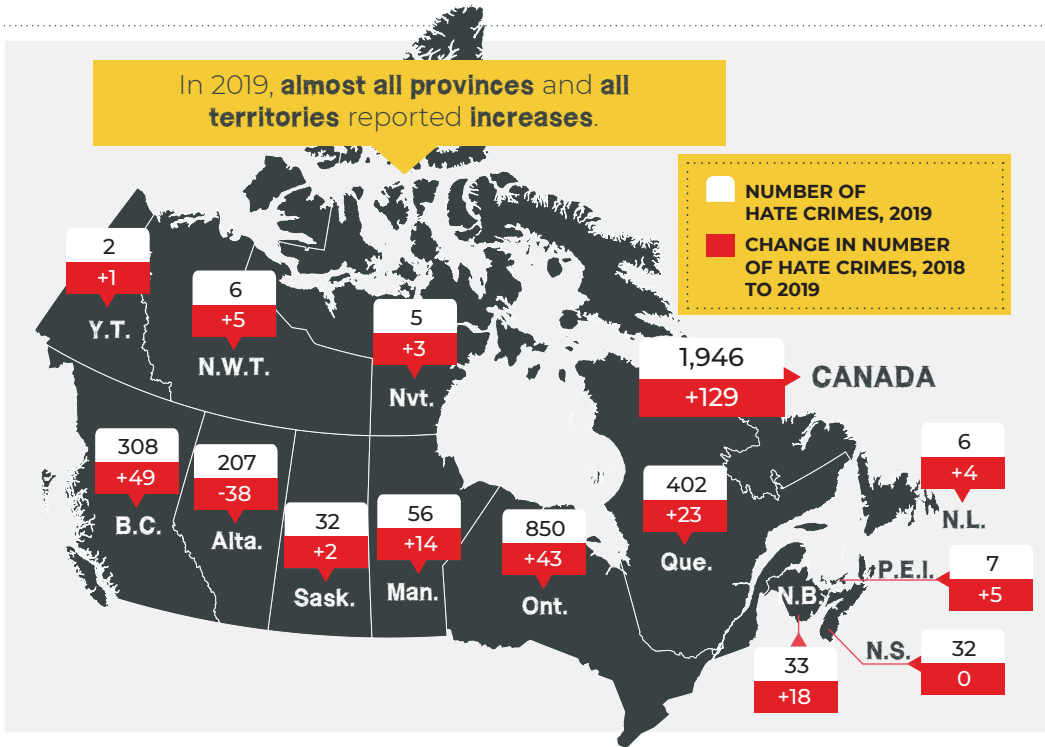
¹ Motivations based on religions not otherwise stated.

In 2019, **14%** of hate crimes were motivated by **sexual orientation**.

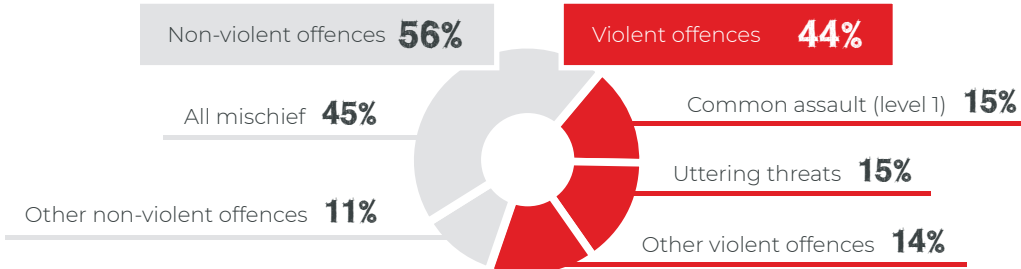
2018	2019	% change
Sexual orientation		
186	263	+41%
Sex or gender		
54	53	-2%
Other¹		
105	99	-6%

¹ Includes mental or physical disabilities, language, age and other similar factors.

In 2019, **almost all provinces and all territories** reported **increases**.



The **majority** of police-reported hate crimes were **non-violent offences**.



Note: Hate crimes whose type was unknown have been excluded. Therefore, the totals for each type of hate crime shown will not add up to the overall total for 2018 and 2019.
Source: Statistics Canada, Canadian Centre for Justice and Community Safety Statistics, Uniform Crime Reporting Survey.

© Her Majesty the Queen in Right of Canada, as represented by the Minister of Industry, 2021
ISBN: 978-0-660-37505-2 | Catalogue number: 11-627-M